

# GIPRO ATRE GEAR INDICATOR

## Supplementary Manual

### Triumph Tiger 800 ABS 2014-2020 (GPAT-T03)

Secure the bike on a stand.




Remove the seats and the side fairings.

Remove the fuel tank and the airbox.



Locate the black, 4-pole gear position sensor connector under the seat.




# GIPRO ATRE GEAR INDICATOR

## Supplementary Manual




### Triumph Tiger 800 ABS 2014-2020 (GPAT-T03)

Plug the GPAT G2 connectors inline with the gear position sensor connectors.



Connect the GPAT G2 Red wire to the Brown/Pink wire of the fuel injector 2-pole connector.



Typical position for the Gear Indicator.

Secure the unit properly.

